



Lesson 63 Characters 187-189 吃 听 唱

Quiz

Part I

Instructions

1. Fill in the Pinyin and English meaning.
2. Don't forget to add the tones for pinyin (you can add a number 1, 2, 3, or 4 behind each syllable instead of tone/accent marks.)
3. After you've finished, check your work against the Answer Key.
4. Give yourself one point for each blank that you filled in correctly.

Character(s) or Phrase	Pinyin	English
好吃		
听你的		
唱歌		

Part II

Instructions

1. Identify the characters you learned in this lesson and previous lesson(s). If you've printed this page, you can circle those characters. If you're using the PDF file, you can check the box below the characters you know.
2. After you've finished, check your work against the Answer Key on the next page.
3. Give yourself one point for each character that you correctly identified.

吃 乞 听 斤 沂 法

吧 在 穿 所 后 空

把 爸 时 对 过 是

唱 昌 冒 自 者 喝



Part III

















Instructions

1. Use the character components in the first row as building blocks to form five characters that you have learned. Keep in mind that the components may not necessarily be combined side-by-side. Components can be used MORE THAN ONCE or not at all.
2. Write or type the character in column "A" column, followed by its meaning(s) in column "B."
3. Give yourself one point for each blank that you filled in correctly.

口、日、乞、工、寸、斤、又	
A (character)	B (meaning)

For Your Reference: The Structure of Chinese Characters

The following shows 17 different ways that components are combined to form characters. There is a sample character under each picture to help you get a better idea.

1 	2 	3 	4 	5 	6 	7 	8 
人	林	思	谢	意	句	庙	还
9 	10 	11 	12 	13 	14 	15 	16 
建	斗	同	医	国	数	楼	森
							想



Answer Key for Part I

Character(s) or Phrase	Pinyin	English
好吃	hǎo chī	delicious/tastes good
听你的	tīng nǐ de	to sing
唱歌	chàng gē	It's up to you./ Whatever you say.

Answer Key for Part II

chī qǐ tīng jīn yí fǎ
吃 乞 听 斤 沂 法
 ba/bā zài chuān suǒ hòu kōng/kòng
吧 在 穿 所 后 空
 bǎ bà shí duì guò shì
把 爸 时 对 过 是
 chàng chāng mào zì zhě hē
唱 昌 冒 自 者 喝

Answer Key for Part III

口、日、乞、工、寸、斤、又		
A (character)	B (meaning)	Pinyin
唱	to sing	chàng
吃	to eat	chī
对	correct/opposite/treat/toward	duì
听	listen/obey/can (measure word)	tīng
时	time	shí

Total Score from Parts I, II and III: _____ / 30.